

CORNICES

CORNICES

A cornice is a treatment made from a padded wooden frame. The face of the cornice is made of plywood or particle board, and the top (or dust cap) and sides are constructed from $\frac{3}{4}$ " solid board, which is then padded and upholstered. There is an almost endless variety of ways that cornices can be styled, some of the most popular style types are shown in these style code pages. Keep in mind that many others can be created through the use of build-ups and add on items. Lambrequins and Cantonnières are also cornice type products which will be found in this category.

There are business rules when talking about cornices, just like the other categories. When the term "cornice" is used, the workroom is advised that the face, top, and sides are made from solid wood and then upholstered.

To learn more about designing and specifying cornices, refer to Chapter 6 in "Elements of Soft Treatments". Available for purchase at www.draperyeducation.com.



PLAIN STRAIGHT..... 47

SHAPED BOTTOM REPEATING PATTERNS 48

SHAPED BOTTOM REPEATING SHAPES 49

SHAPED ENDS..... 51

ROUNDED ENDS 52

SHAPED TOPS 53

SPECIALTY CORNICES 53

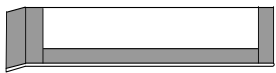
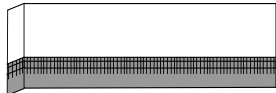




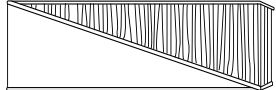


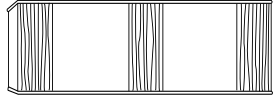



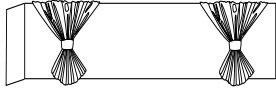
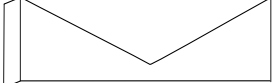
CANTONNIERE 55

LAMBREQUINS..... 55

CUSTOM PRODUCTS 56

WORK ROOM DETAILS..... 57

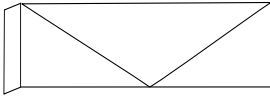
PLAIN STRAIGHT

 <p>C-001 Banding 4" on 3 Sides</p>	 <p>C-002 Bottom Banding & Inserted Fringe</p>	 <p>C-003 Bottom Banding</p>
 <p>C-004 Diagonal Inlay and Banding - Right</p>	 <p>C-005 Diagonal Shirred Left End Only</p>	 <p>C-006 Diagonal Shirred Right End Only</p>
 <p>C-007 Diagonal Shirred Top - Right</p>	 <p>C-008 Diagonal Shirred with Banding - Left</p>	 <p>C-009 Diagonal Shirred with Banding - Right</p>
 <p>C-010 Gathered Overlays Vertical</p>	 <p>C-011 Horizontal 2" Pleats</p>	 <p>C-012 Shirred Face</p>
 <p>C-013 Straight Face Cornice</p>	 <p>C-014 Straight Petticoats & Tabs</p>	 <p>C-015 Straight with Flat Pelmet</p>



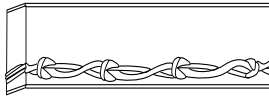
CORNICES

PLAIN STRAIGHT



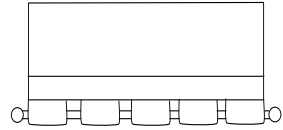
C-016

Straight with Inlay Ends



C-017

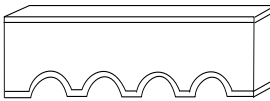
Straight with Twisted Knots



C-018

Tabs & Bottom Banding

SHAPED BOTTOM REPEATING PATTERNS



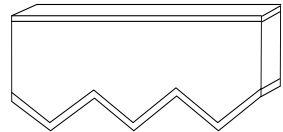
C-019

Cups Multi with Square Space



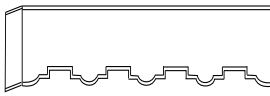
C-020

Narrow Multi Slant Down



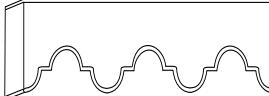
C-021

Narrow Multi Slant Up



C-022

Royal Crown Down



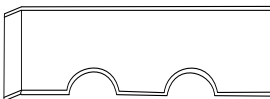
C-023

Royal Curved Down



C-024

Scalloped Cups with Square Space



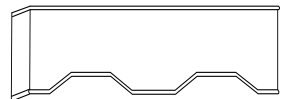
C-025

Cups with Square Space



C-026

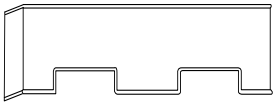

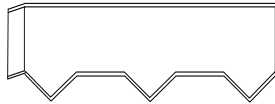


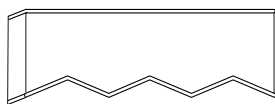
Scalloped Cups



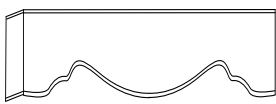
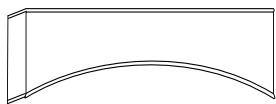
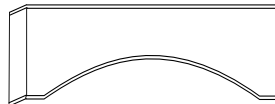
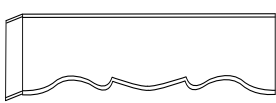


C-027

Slant Step Up and Down

SHAPED BOTTOM REPEATING PATTERNS

 <p>C-028 Straight Step Up and Down</p>	 <p>C-029 Spaced Upward Points</p>	 <p>C-030 Spaced Downward Points</p>
 <p>C-031 Wavy Wide S-Shaped</p>	 <p>C-032 Wide Cups</p>	 <p>C-033 Wide Slant Up and Down</p>

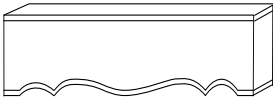
SHAPED BOTTOM REPEATING SHAPES

 <p>C-034 Double Cup Ends with Center Dip</p>	 <p>C-035 Eyebrow Full Bottom</p>	 <p>C-036 Eyebrow Set-in on Bottom</p>
 <p>C-039 Free Formed Curves with Center Dip</p>	 <p>C-040 Half Set-In Arch Way - Right</p>	 <p>C-041 Half Set-In Arch Way - Left</p>



CORNICES

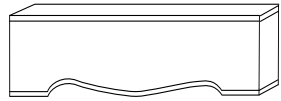
SHAPED BOTTOM REPEATING SHAPES



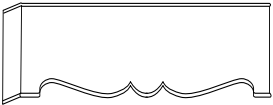
C-042
Longated Center Curve - Cup Ends



C-043
Longated S-shaped - Pointed Center



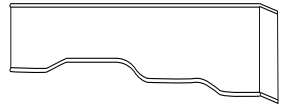
C-044
Longated Center Curve - Radius Ends




C-045
Longated S-shaped Narrow Center Cup



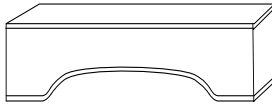
C-046
Longated Three Step - Right



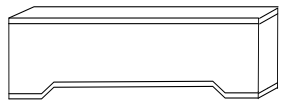
C-047
Longated Three Step - Left



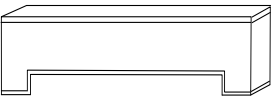
C-048
Single Radius Step



C-049
Single Radius with Raised Eyebrow



C-050
Single Step with Slant Edges



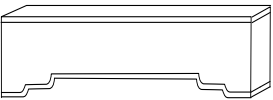
C-051
Single Step with Straight Edges



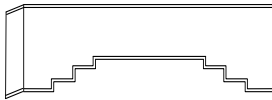
C-052
Three Fifth Center Lower Eyebrow



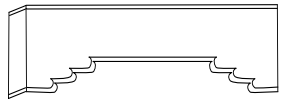
C-053
Three Step Outward Slant Edges



C-054
Two Step Round Edges







C-055
Three Step Square Edges




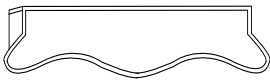
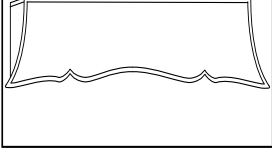

C-056
Three Step Rounded Edges



SHAPED BOTTOM REPEATING SHAPES

 <p>C-057 Two Step Rounded Edges</p>	 <p>C-058 Two Step Straight Edges</p>	 <p>C-059 Up Side Down Wide Cups</p>
 <p>C-060 Longated S-shaped Wide Center Cup</p>		


SHAPED ENDS

 <p>C-062 Slanted Ends with Single Step</p>	 <p>C-063 Cups Ends with Longated Curve</p>	 <p>C-064 Sloped Ends with Simple Design</p>
 <p>C-065 Sloped Ends with Two Step Design</p>		

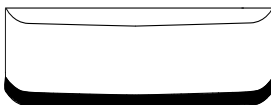


CORNICES

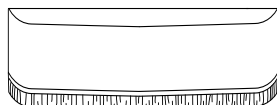
ROUNDED ENDS



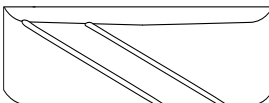
C-061
Welt Cord Details Right



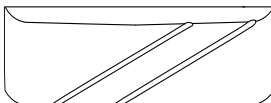
C-066
Banding on Bottom



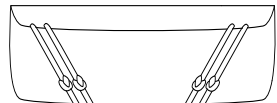
C-067
Shirred Band on Bottom



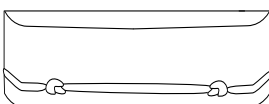
C-068
Diagonal Welt on Left



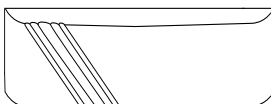
C-069
Diagonal Welt on Right



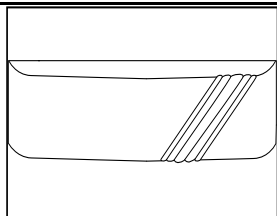
C-070
Diagonal Welt with Knots



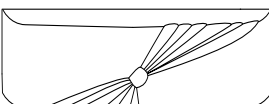
C-071
Rounded with Inset Welt & Knot



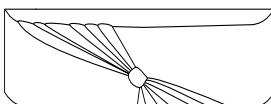
C-072
Gathered Overlay Left



C-073
Gathered Overlay Right



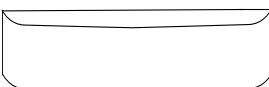
C-074
Gathered Overlay with Tab on Right



C-075
Gathered Overlay with Tab on Left



C-076
Multi Gathered Overlays - Right



C-077
Straight Plain

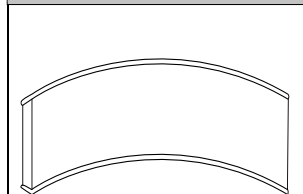


C-078
Welt Top & Bottom

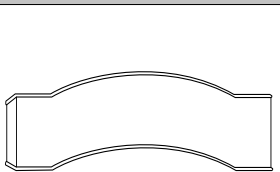


C-079
Welt Cord Details Left

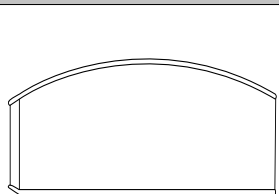
SHAPED TOPS



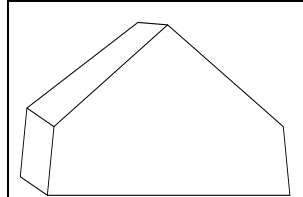
C-037
Eyebrow Top & Bottom




C-038
Sirri-Eyebrow Top & Bottom



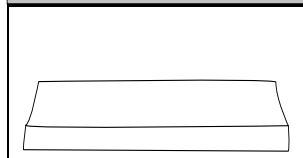
C-088
Eyebrow Top Bottom Straight



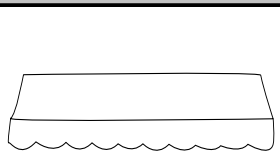
C-099
Triangular Top



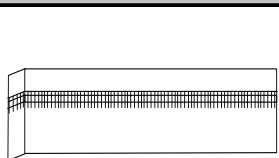
SPECIALTY CORNICES



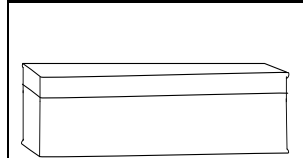
C-080
Awning Cornice Straight



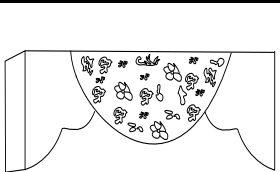
C-081
Awning Cornice Scalloped



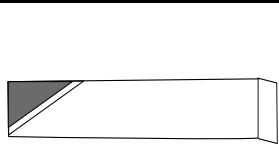
C-082
Top Banding & Inserted Fringe



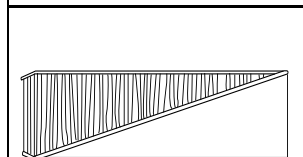
C-083
Top Banding



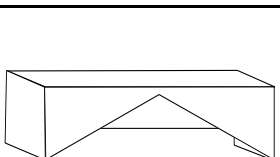
C-084
Center Curved Inlay



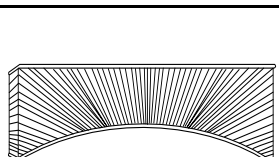
C-085
Diagonal Inlay and Banding - Left



C-086
Diagonal Shirred Top - Left



C-087
Diagonal with Straight Inlay

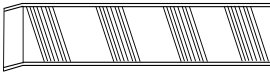


C-089
Gathered Fan Effect

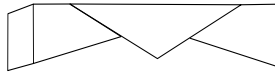


CORNICES

SPECIALTY CORNICES



C-090
Gathered Overlays Diagonal

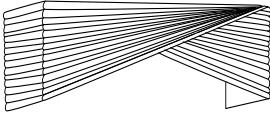


C-091
Inlay Diamond Effect

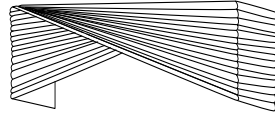
No Image
Available

C-092
One-Piece Bay Window Styled

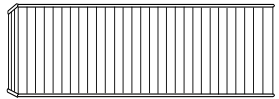
C-092
One-Piece Styled




C-093
Pleated Point Overlay Left



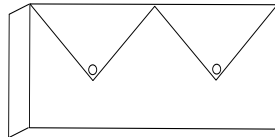
C-094
Pleated Point Overlay Right



C-095
Pleated with Vertical 2" Pleats




C-096
Pleated with Vertical 1.5" Pleats



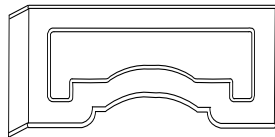
C-097
Specialty with Flat Pelmets/buttons



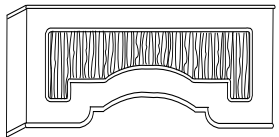
C-098
Straight Overlays & Welt Details



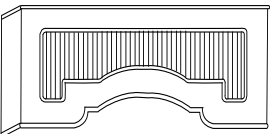
C-100
Twisted 1/2" Cording



C-101
Window or Overlay Flat

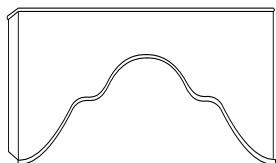


C-102
Window or Overlay Shirred

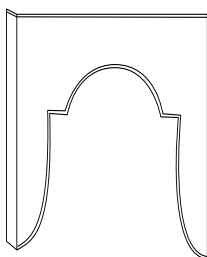


C-103
Window or Overlay Pleated

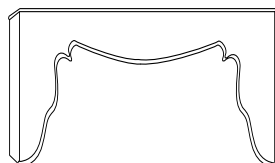
CANTONNIERE



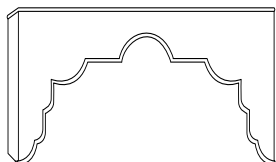
C-104
Center Arch with Parallel Side Curves



C-105
Graceful Center Arch way




C-106
Eyebrow with Tip Curved Sides




C-107
Center Cup with Graceful Side Curves

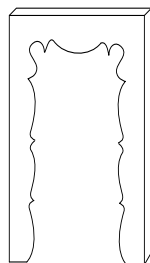
LAMBREQUINS



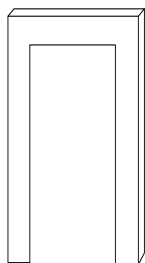
C-108
Key Hole



C-109
Arched Opening



C-110
Fancy Scrolls



C-111
Plain Straight

CORNICES

CUSTOM PRODUCTS

<p>NO IMAGE AVAILABLE</p> <p>CUSTOM DESIGN CORNICE</p> <p>C-112 Custom Design Cornice</p>	<p>NO IMAGE AVAILABLE</p> <p>RECOVER EXISTING CORNICE</p> <p>C-113 Recover Existing Cornice</p>	<p>NO IMAGE AVAILABLE</p> <p>RE-WORK CORNICE</p> <p>C-114 Re-Work Cornice</p>
<p>NO IMAGE AVAILABLE</p> <p>SAMPLE MOCK-UP CORNICE</p> <p>C-115 Re-Work Cornice</p>		

